

For us

Other tips

Le Creuset stockpot

- Only use on stovetop, do NOT use in oven
- Match pot size to the heat source, confine gas flames to base area and NOT extend up the side walls
- NEVER heat an empty pot
- Only use high heat cooking with water-based cooking, for other types of cooking, heat the pot slowly, using only medium to low heat
- Cool the pot for a few minutes before washing
- Only use soft, nylon pads for removing stains. Do NOT use any abrasive pads or cleaning agents
- 5 year warranty

Appliance info

Washer

General info

- Wash similar items by: color, soil level, fabric type, and lint type
- Empty pockets
- Close zippers and hooks, tie drawstrings
- Brush off any dirt or dust
- Load items loosely, don't pack down
- Wash bulky items alone
- Always use HE detergent and follow instructions for amount for that detergent.
 - For an average load, use less than half of the recommended maximum
- Recommends cleaning rubber seal on door and inside after each wash
- Pump filter is in front door at bottom - drain and then clean filter with toothbrush

Cycles

- Bedding: for blankets or bulky items that have difficulty absorbing water
 - e.g., pillows, blankets, comforters, sheets, or pet bedding. Do not mix bedding and non-bedding items
- Delicates: for dress shirts, nylons, lingerie and other clothes that can be easily damaged - less than 8 lbs
- Heavy Duty: for heavily soiled laundry such as cotton fabrics using more powerful wash motions

- Speed Wash: quick wash for lightly soiled clothing and small loads (2-3 garments) - less than 3 lbs. Use VERY little detergent
- Downloaded cycles - default is Rinse+Spin
- **Special cycles:**
 - Sanitary - washes clothes at a high temperature
 - Tub clean - special cycles to clean inside of washer
 - Steam - helps provide superior cleaning by using steam which gives benefit of a very hot wash. Do not use steam with delicate fabrics
 - Do not touch door during steam cycles
 - Turbo Wash - reduces cycles time, cannot be used with all cycles, defaults on for Normal and Heavy Duty

Dryer

- Sort and dry laundry according to fabric type and similar drying time. Do not overload the dryer
- Clean lint filter each load
- Check dryer duct occasionally - flow sense indicator is square with lines in it, indicates dryer duct may have an issue
- Do not dry any items containing rubbers or plastics, e.g. .bath mats, table cloths, etc.

Cycles - correspond with Washer. Default for Downloaded is Perm Press

- Steam - helps reduce wrinkles and odor in fabrics
- Steam Fresh - use to quickly reduce wrinkles and odors in clothes that have been stored for an extended time
- Wrinkle Care - will tumble the load for up to 3 hours after the cycle to help prevent wrinkles if you can't remove items immediately

For renters

House info

General

- Lock: there is a combo lock on the door, so you don't need a key. Will text #.
 - Key chain in bowl on table has back-up key for front door (and deadbolt) and key to SUP storage under deck
- Some things will be unplugged when you get there: bathroom nightlight, speaker in living room, monitor in office, wine fridge. You can leave things plugged in when you go, as we'll be there shortly after.
- Windows: are old single pane glass (be gentle, we already cracked one) and don't have window locks, so there are dowels in the tracks to lock them.
- Shades: go up and down from top. Be gentle and use two hands on bigger ones, they don't seem to be very durable. All the shades in the two bedrooms are black out 😊
- Wifi:
 - SSID: Sea Lion Lookout
 - Password: Un1c0rnP00P!
- Heat/AC: is off. We generally leave it off and just turn it on as-needed (we've only used a shot of heat on cold mornings occasionally!). There is also central A/C, but highly doubt it will be needed if you close shade/open windows as needed
- Garbage: pick up day is Monday. Put all 3 bins out at end of driveway. For guides on what goes in compost and recycling, see: <https://www.iwma.com/recycling-guide>
- Cleaning supplies
 - Broom is hanging to the left of the fridge (tucked in by the wall)
 - Other cleaning supplies are in the office closet. We only have a Shop-vac for a vacuum, there is a "rug" attachment for the living room rug. We have mostly used vinegar, water, and a bit of soap to cut the smell for cleaning.
- Linens are in hall closet, see labels
 - There is an air mattress and extra comforter on the top shelf of the office closet.
- There is a printer in the closet of the office. It will need to be plugged in and there should be a cord to attach to your laptop (it's not wifi enabled).

Living room

- Speaker on hearth: has Bluetooth and is called "living room speaker". Use "source" button to choose BT. Sometimes it takes a couple tries to connect.
- TV: HDMI cable, along with remote for TV and a laptop adapter are in basket under TV
 - There is also a remote for a Firestick, you need to login to an Amazon account to use that (and access any of the apps)

- Gold floor lamp: if you want to move/rotate it, you must move the base which is very heavy - don't twist or try to move by the rod.
- Fireplace: do not use for a fire (the chimney has not been cleaned). Feel free to light candles in there, which is a nice atmosphere!
- Wine fridge has been left unplugged - feel free to plug it in and use it!

Kitchen

- The knives are SHARP! Please keep on magnet and only use on food.
- The stove is very high-powered, you have to use the smallest burner to simmer (and it's still a bit hot for a simmer).
- Cookware: there is a large Le Creuset, small Le Creuset sauce pan, 10" and 8" fry pans, and sheet pans. Please be careful with the Le Creuset - they are brand new. Don't leave unattended on stove.
- Cutting boards: There is a large wood one and large plastic one in the cabinet next to the stove. Please use the plastic one for meat. Smaller ones are hanging by the sink.
- There is a SodaStream maker under sink - only use plain water.
- Coffee: grinder and cold brew/French press maker in cabinet above stove. One-shot Keurig in cabinet under sink
- Food/spices: feel free to use whatever is in there, if you finish off a staple and could replace it, that would be great!
- Pizza stone is in the drawer in the stove - see instructions for washing (or really, not washing)

Other

- The desk in the office can be adjusted for height on both parts. Just take the monitor off when adjusting! There is an HDMI cable for the monitor attached and an iPhone-compatible speaker on the table by the desk
 - There are some extra "office" supplies in the hall closet as well and bags for shopping.
- I cleaned out all our clothes with the exception of Aaron's suit, which I left in the bedroom closet for safe/wrinkle free keeping :) There are some organizing bins in the top shelf - feel free to use as you like.
- I did leave some of our stuff in the top shelf, left side in the office closet, and the cabinet over the washer - other than that, everything is fair game to use.
- Bathroom: The toilet was running after flushing when I got there, which I think was from not being flushed in awhile. I just "lubed" the floater and that solved it. If it does that again, text me.
 - No fan in bathroom, so we open window in shower to let steam out and keep door open otherwise to avoid mold/dampness
- All the neighbors are really friendly and will actually stop, introduce themselves, and chat. Enjoy!

Outside

- Backyard:
 - There are some herbs planted b/w the fence and old bench frame on the right side:
 - flat leaf parsley, oregano, mint, and rosemary
 - There are also some tomato plants popping up next to the parsley
 - Feel free to use whatever. If you could pull any large weeds around those plants so they don't get covered, that'd be great!
 - The sprinkler system is on to serve the bamboo, lime tree, lemon tree, avocado tree (sad looking thing behind the herbs), and the herbs. I have it set to go off every 48 hours for 15'. We are still sort of experimenting with this, so may ask for photos of the trees when you get there!
 - NOTE: there is a splitter and so the spigot is ON, and then the hose turned off at the branch, so if you use the hose back there, make sure not to turn the spigot off.
- SUPs, kayaks, & water gear
 - There 2 SUPs, single kayak, and an inflatable two-person kayak under the deck. There are two kayak paddles & two SUP paddles.
 - The seat for the red, single kayak is hanging in the office closet
 - Re: the inflatable kayak - feel free to use it (at your own risk, hasn't been inflated in some time!) The pump for it is in the black bag hanging in the office closet.
 - SUPs are fiberglass, so must be handled with care, not placed on pavement, etc.
 - There are also two dry bags in the office closet, feel free to use them.
 - SUP arrangement: note how the SUPs are placed - fins out and the white one against the fence. The blue covers on the fins are just there for a bit of protection when sliding them in and out or transport, but note, they fall off easily.
 - You will need to sort of shimmy the boards in, pivoting and re-angle as you go when getting them in and out. The carpet is there to help slide them, and there is a cushion you can use to set them down to start (or for your knees, once you get them in). You mostly just need to be careful of the fins.
 - There are multiple places to access the water (bay side) as you will quickly see.
 - The closest spot to launch is off the public dock at the bottom of Olive St - only .3 of a mile, but a bit of a hill! The easiest way to get the SUPs down there, is to load them in your car (we had them hanging out the back of the hatch and just put towels to

pad them) - and drive to Marina and then around to the parking).

- There is a beach spot at the north end of the embarcadero heading to the rock, and also a spot south of town, but note that gets really muddy if it's low tide.
- You are probably technically supposed to wear a life vest. There are some loaners at the north beach launch spot, but I have never seen anyone SUPing wearing one.
- It's super cool to paddle across to the sandspit and walk to the ocean side, etc. Make sure to know the tide and carry the SUPs or kayak up the beach when you land! There are marked "paths" to cut across the dunes to the other side due to the snowy plover nesting protections. Look for a flag or wind sock to mark the paths.

Morro Bay tips

Groceries

- Albertson's near Rt 1 and Morro Bay Blvd and Sunshine Health Food store at Morro Bay Blvd and Monterey are your best bets for local groceries. There is also Spencer's on North Main, but it's oddly pricey. That being said, Spencer's carries [Taco Works tortilla chips](#) that are made in SLO and very good!
- Morro Bay farmer's market: most vendors take cash or Venmo. Check websites for summer hours.
 - [Thursday afternoon](#) in Spencer's parking lot, North Main - has better selection of produce
 - Strawberries from the last table on the left side are usually cheapest
 - [Saturday afternoon](#) on Morro Bay Blvd and Main - has more artsy stuff, not just food/produce
- There is a Whole Foods in San Luis Obispo (and many other big chain stores)

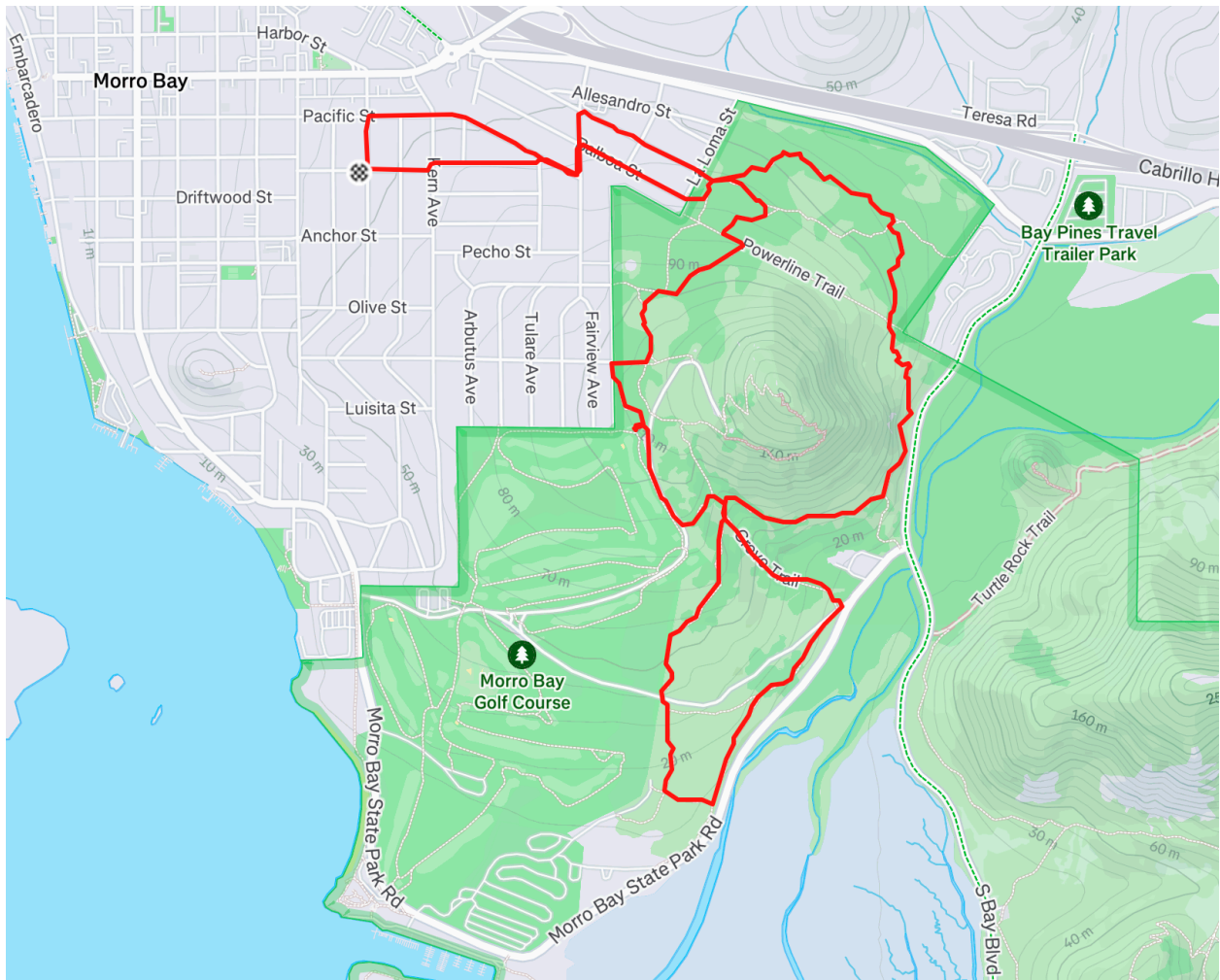
Activities

- Walk out to the Rock and enjoy the beach, which extends for quite a ways to the north
- Kayaking and SUPing in the Bay!
- Sea lion and sea otter watching in the Bay and while walking along the embarcadero.
- Black Hill is just behind us: a quick steep hike to the top gives a 360 view of the area and there are trails at the bottom that circumvent the hill.
- Whale watching, recommend <https://morrobaywhalewatching.com/>

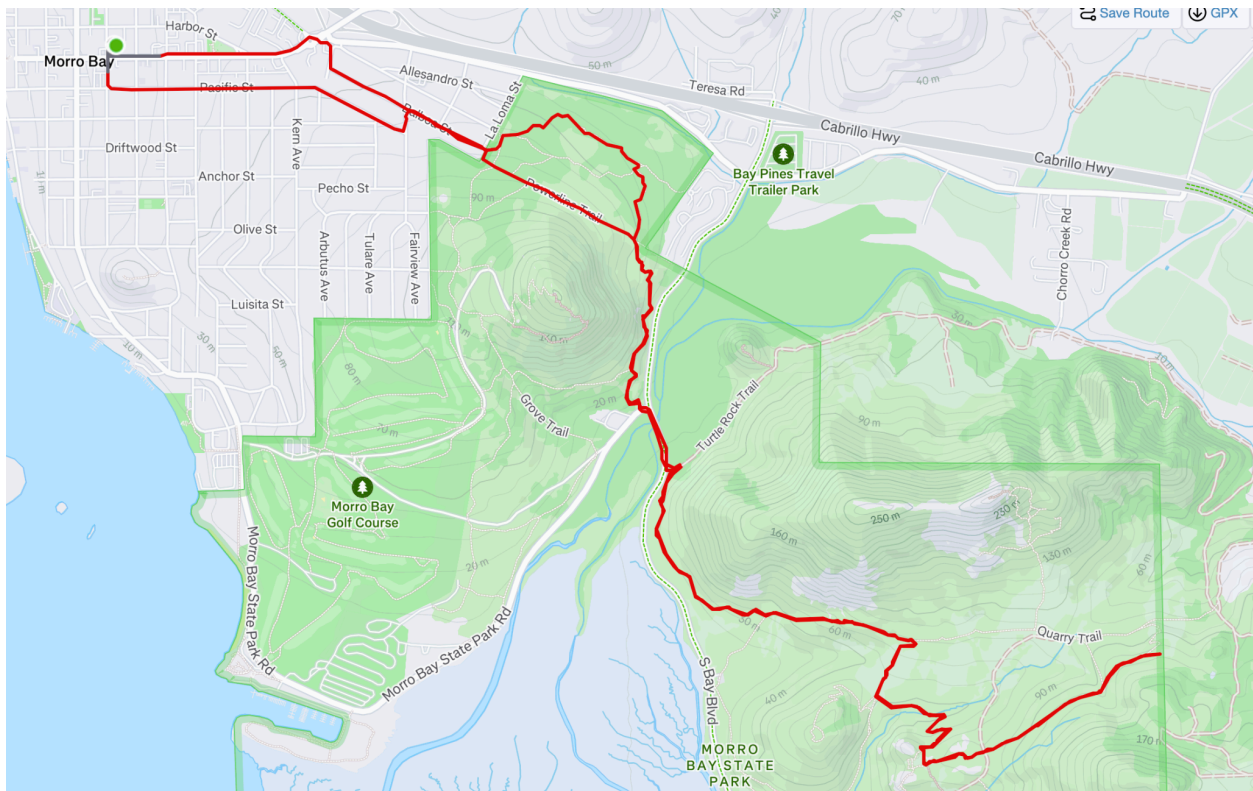
- If you go around the corner from the house, you can take a short trail in between a couple houses to Eagle Rock for a bay view
- Montana de Oro State Park is just down the road and has tons of trails, including mountain biking
- Quarry Trails are accessible between Morro Bay and Los Osos
- Rent ATVs in the dunes at Oceano (this is super fun and the dunes are endless, recommend going on a weekday!)
- Check out the [elephant seals at San Simeon](#)
- I don't know much about rock climbing in the area but there may be a rock gym in SLO, so that's something to check out

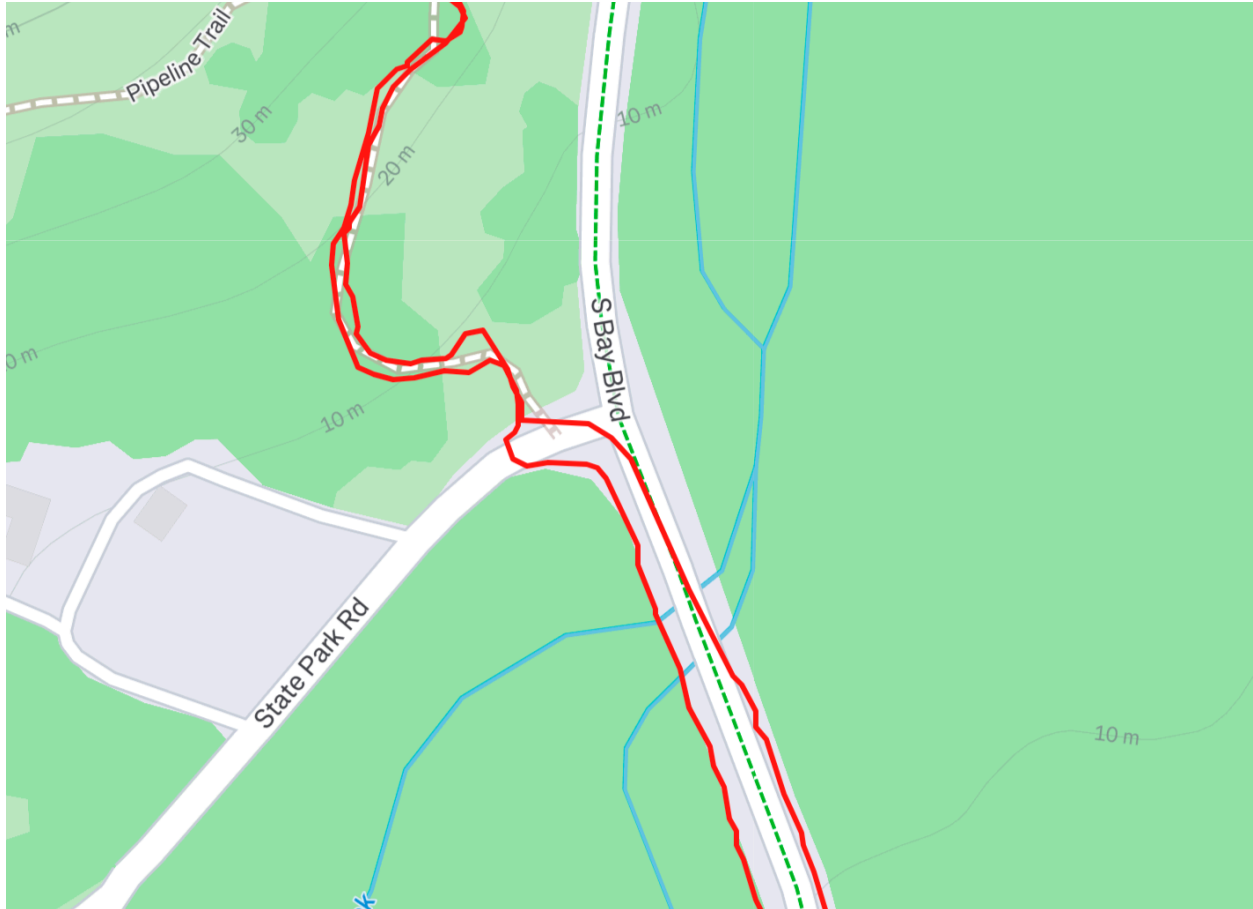
Mountain biking

- Trails that circumvent the bottom of Black Hill are open to bikes (just be super friendly to any hikers, as we did run across one grumpy person, but only one!) This screenshot will give you an idea. (starting point was obviously not Olive St!)



- Quarry Trails - network of trails between Morro Bay and Los Osos (sort of adjacent to the estuary)
 - There is a way to come out on the backside of Black Hill at the intersection of State Park Rd and South Bay Road and NOT ride on South Bay Road. (see close up below). When you come off the trail from Black Hill go directly across the street and you should see a bit of a trail that takes you under the bridge (given there hasn't been any rain, this will be passable) and then you'll come out on the other side of South Bay Road up to a dirt road with a gate. Just past the gate is singletrack on the right which will take you to the Quarry Trails.





- Montana de Oro - park at Schooner Cove or Schooner's cabin. Can't really go wrong, but the Beebe downhill is one of our favorites. You can also park prior to Schooner's cove - you'll see cars at a trail entry.
- In SLO:
 - Johnson's Ranch / Irish Hills - these are two trail systems that connect. For Irish Hills, you can park near Costco. Johnson's Ranch has its own trailhead/parking
 - Cal Poly canyon - from SLO campus also has a network of trails
- Pismo Preserve has a nice trail system - it's not long, but has great views.
- Maybe look on Mtn Bike Project app (or online) for ideas of specific routes, but you mostly can't go wrong!

Restaurants

- [3 Stacks and a Rock brewery](#) - Marine and Embarcadero is one of our favorites. If Sam is bartending, tell him you know Jilayne and Aaron, and ask when he is next playing and where! (he play acoustic guitar and sings; runs the open mic night at Schooner's in Cayucos). Ryan is the other bartender, also a nice guy. It is like a real pub, where everyone chats.
- [Buttercup Bakery](#) - a MUST try! Excellent croissants and morning buns
- [Chowa Bowls](#) - nice, fresh mix

- [Thai Elephant](#) - excellent Thai food, does take-out
- [Morro Grill](#) - BEST deck to watch the sunset directly across from the rock at north end of the embarcadero.
- [Inn at Morro Bay](#) at 60 State Park Rd, has a decent happy hour and amazing view if you feel like a more "up scale" cocktail hour

Other

- [Morro Made](#) at 490 Morro Bay Blvd has a range of cute gifts that are made by local artists. Locally owned.
- [Smoobage](#) at 591 Embarcadero is another locally owned, cute gift shop.